




Chromalytic
specialists in chromatography



Chromalytic Technology Pty Ltd A.B.N. 14 643 445 058
T : +61 3 9762 2034 E : sales@chromtech.net.au W : www.chromtech.net.au

HPLC column

Sunniest



C18, C18-HT, RP-AQUA, C8, PhE, PFP

 HROMalytic +61(0)3 9762 2034  ECHnology Pty Ltd	Australian Distributors Importers & Manufacturers www.chromtech.net.au
Website NEW : www.chromalytic.net.au E-mail : info@chromtech.net.au Tel: 03 9762 2034 . . . in AUSTRALIA	

ChromaNik Technologies Inc.

Chromalytic in partnership with ChromaNik Technologies (Biotech AB)

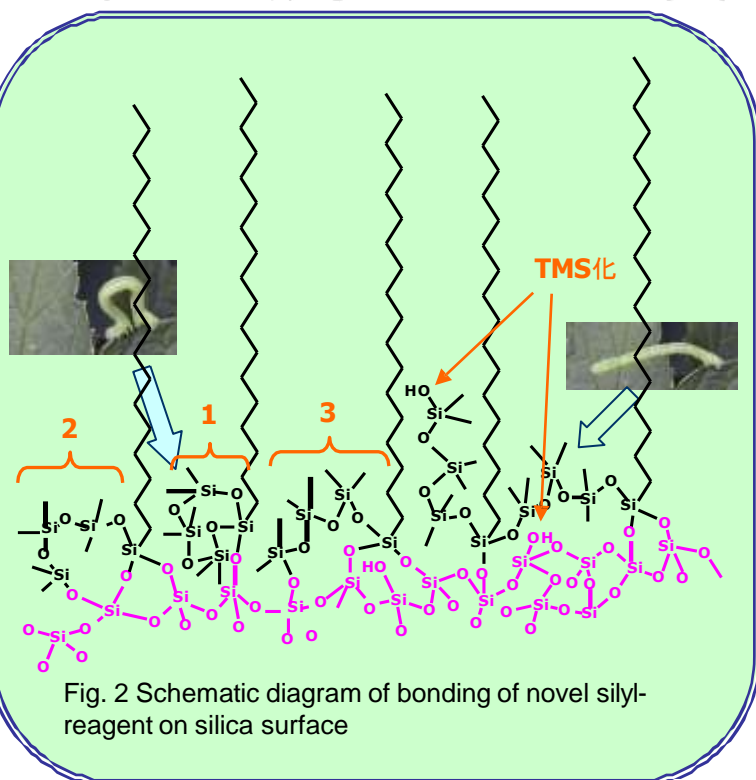
Sunniest C18, C18-HT, RP-AQUA, C8, PhE, PFP

A Novel Bonding Technique

(patent pending)

The "State of Art" trifunctional silyl-reagent was developed as shown in Fig.1. This Unique silyl-bonded reagent (HMODTS) can bond with any silanol groups on Silica Sorbent surface as shown in Fig.2. It can expand and contract by itself in Caterpillar manner. This technique can substantially minimise the contribution of residual silanol groups on Reverses phase stationary phase.

Finally an end-capping was done with trimethylsilyl-reagent (TMS).



n: 1, 2, 3 or 4

X: Cl, OCH₃, OCH₂CH₃ etc.

Fig. 1 Novel C18 reagent

Features

- ★ Little residual silanol groups by an unique bonding technique
- ★ Excellent stability, especially under acidic pH conditions
- ★ Sharp peak shape for acidic, basic and chelating compounds
- ★ RP-AQUA with C28 bonding offers Performance in 100% aqueous conditions, and shows enhanced retention of polar compounds.

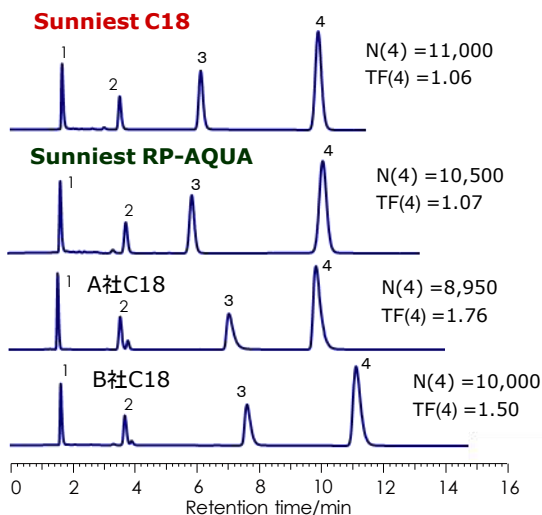
Characteristics of Sunniest

	Particle size (μm)	Pore diameter (nm)	Specific surface area (m ² /g)	Carbon content (%)	Bonded phase	pH range
Sunniest C18	3 and 5	12	340	16	C18	1.5 - 10
Sunniest C18-HT	2	10	340	16	C18	1.5 - 10
Sunniest RP-AQUA	3 and 5	12	340	16	C28	2 - 8
Sunniest C8	3 and 5	12	340	10	C8	1.5 - 9
Sunniest PhE	3 and 5	12	340	10	Phenylethyl	1.5 - 8
Sunniest PFP	5	12	340	10	Pentafluorophenyl	2 - 8

◆ Evaluation of End-capping

Comparison of plates number (N) and USP tailing factor (TF) of amitriptyline

メタノール **CH₃OH, pH7.5, 40 °C**



Column size: 4.6 x 150 mm

Particle size: 5 µm

Mobile phase:

CH₃OH/20mM Phosphate buffer pH7.5 or 6.0 =80/20

CH₃CN/20mM Phosphate buffer pH7.0 =60/40

Flow rate: 1.0 mL/min

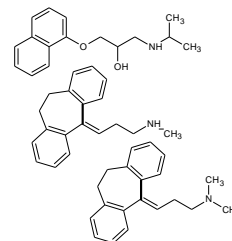
Temperature: 40 °C or 22 °C

Sample: 1 = Uracil

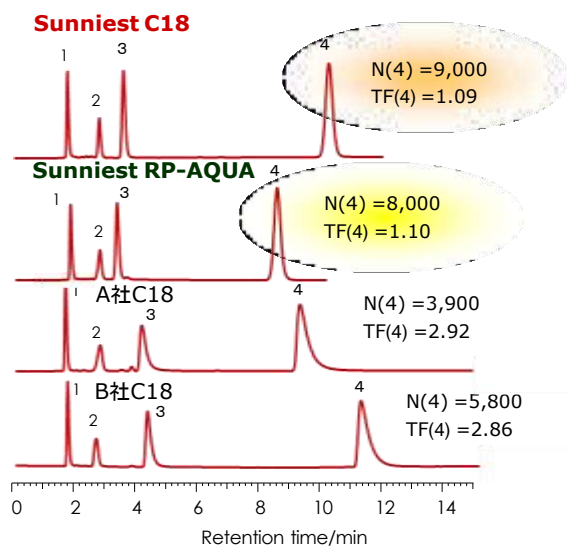
2 = Propranolol

3 = Nortriptyline

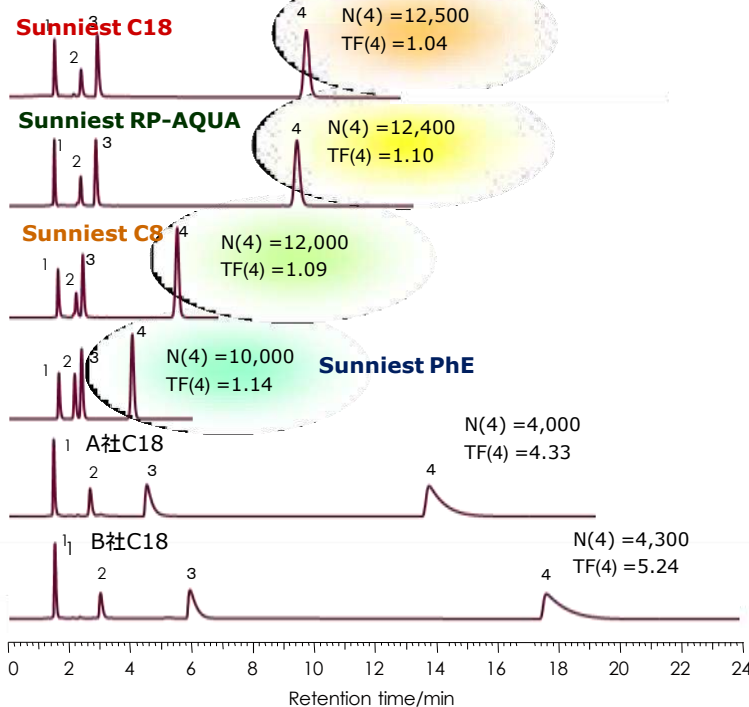
4 = Amitriptyline



メタノール **CH₃OH, pH6.0, 22 °C**



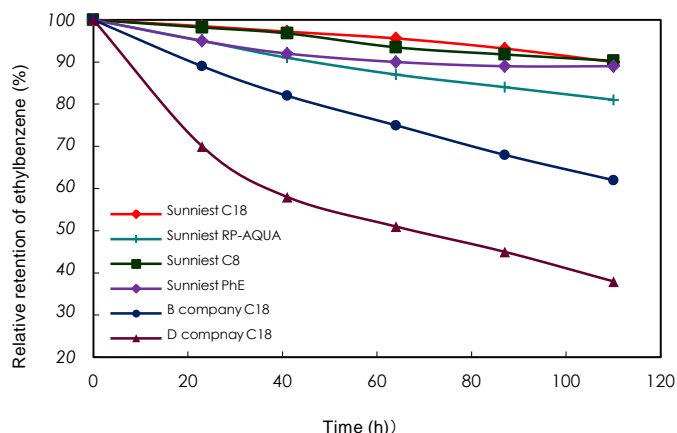
アセトニトリル **CH₃CN, pH7.0, 40 °C**



Amitriptyline is widely used to evaluate residual silanol groups on the C18 stationary phase. Peak shape of Amitriptyline was compared under 3 kinds of conditions such as methanol/phosphate buffer/40 °C, methanol/phosphate buffer/22 °C and acetonitrile/phosphate buffer/40 °C. Majority of the HPLC columns offered good peak shapes under methanol/phosphate buffer/40 °C conditions. However using Mobile phase of acetonitrile/phosphate buffer/40 °C, most of the columns(Refer column A and B) offered high extent of Tailing unlike Sunniest columns offering a symmetrical peak.

Sunniest C18, RP-AQUA and C8 columns allow to use a wide range of mobile phase without peak tailing because of extremely low content of residual silanol groups on the stationary phase.

◆ **Stability under acidic and basic pH conditions**



Durable test condition

Column size: 150 x 4.6 mm

Mobile phase: CH₃CN/1.0% TFA (pH1) = 10/90

Flow rate: 1.0 mL/min

Temperature: 80 °C

Measurement condition

Column size: 150 x 4.6 mm

Mobile phase: CH₃CN/H₂O=60/40

Flow rate: 1.0 mL/min

Temperature: 40 °C

Sample: 1 = Uracil

2 = Ethylbenzene

Stability under acidic pH conditions was evaluated at 80 °C using acetonitrile/1% trifluoroacetic acid solution (10:90) as mobile phase. 100% aqueous mobile phase expels from the pore of packing materials by capillarity and packing materials doesn't deteriorate. 10% acetonitrile in a mobile phase allows an accurate evaluation.¹⁻³⁾

★ Sunniest C18 has kept 90% retention for 100 hours under severe conditions of acetonitrile /1% trifluoroacetic acid solution (pH 1) at 80 deg C.

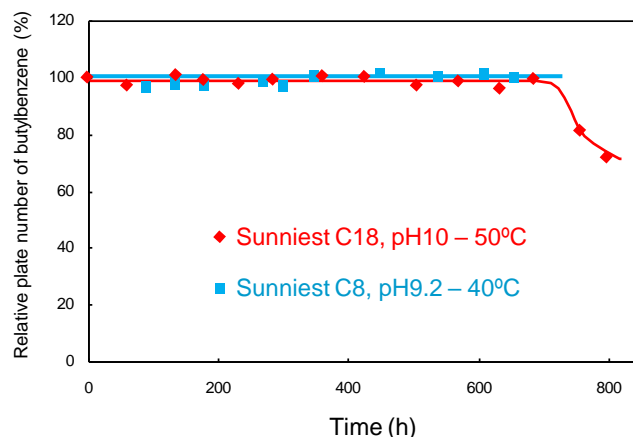
Our Unique HMODTS bonding technique offers significant enhancement of column life,

Considering the Sunniest RP-AQUA C28 ligand length the Sunniest RP-AQUA is less stable than Sunniest C18. However, Sunniest RP-AQUA C28 column with HMODTS bonding along with end capping offers longer column life in comparison to other RP Aqua columns.

1) N. Nagae, T. Enami and S. Doshi, LC/GC North America October 2002.

2) T. Enami and N. Nagae, American Laboratory October 2004.

3) T. Enami and N. Nagae, BUNSEKI KAGAKU, 53 (2004) 1309.



Durable test condition

Column: Sunniest C18, C8, 5 μm 150 x 4.6 mm

Mobile phase:

C18: CH₃OH/20mM Sodium borate/10mM NaOH=30/21/49 (pH10)

C8: CH₃OH/20mM Sodium borate (pH9.2) =30/70

Flow rate: 1.0 mL/min

Temperature: C18 - 50 °C, C8 - 40 °C

Measurement condition

Column: Sunniest C18, C8, 5 μm 150 x 4.6 mm

Mobile phase: CH₃OH/H₂O=75/25

Flow rate: 1.0 mL/min

Temperature: 40 °C

Sample: 1 = Butylbenzene

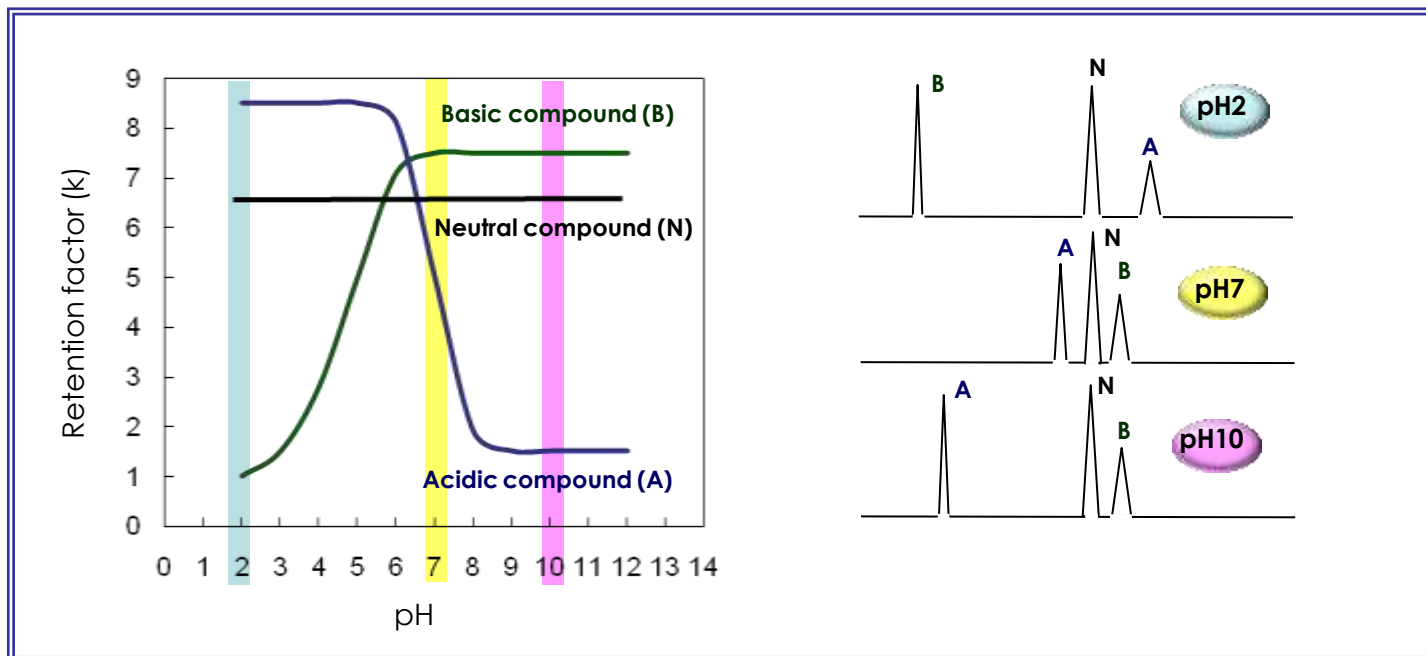
Stability under basic pH conditions was evaluated at 50 °C using methanol/Sodium borate buffer pH 10 (30:70) as mobile phase. Sodium borate is used as a alkaline standard solution for pH meter, so that its buffer capacity is high.

Elevated temperature of 10 °C makes column life be one third. When Sunniest C18 column is used at 40 °C, column life becomes 2,000 hours. Most of the HPLC columns stability data is offered at ambient room temperature alternate 25 °C at pH 1-10 units..At temperature of 25°C, the column life is sixteen times longer than that at 50 °C.

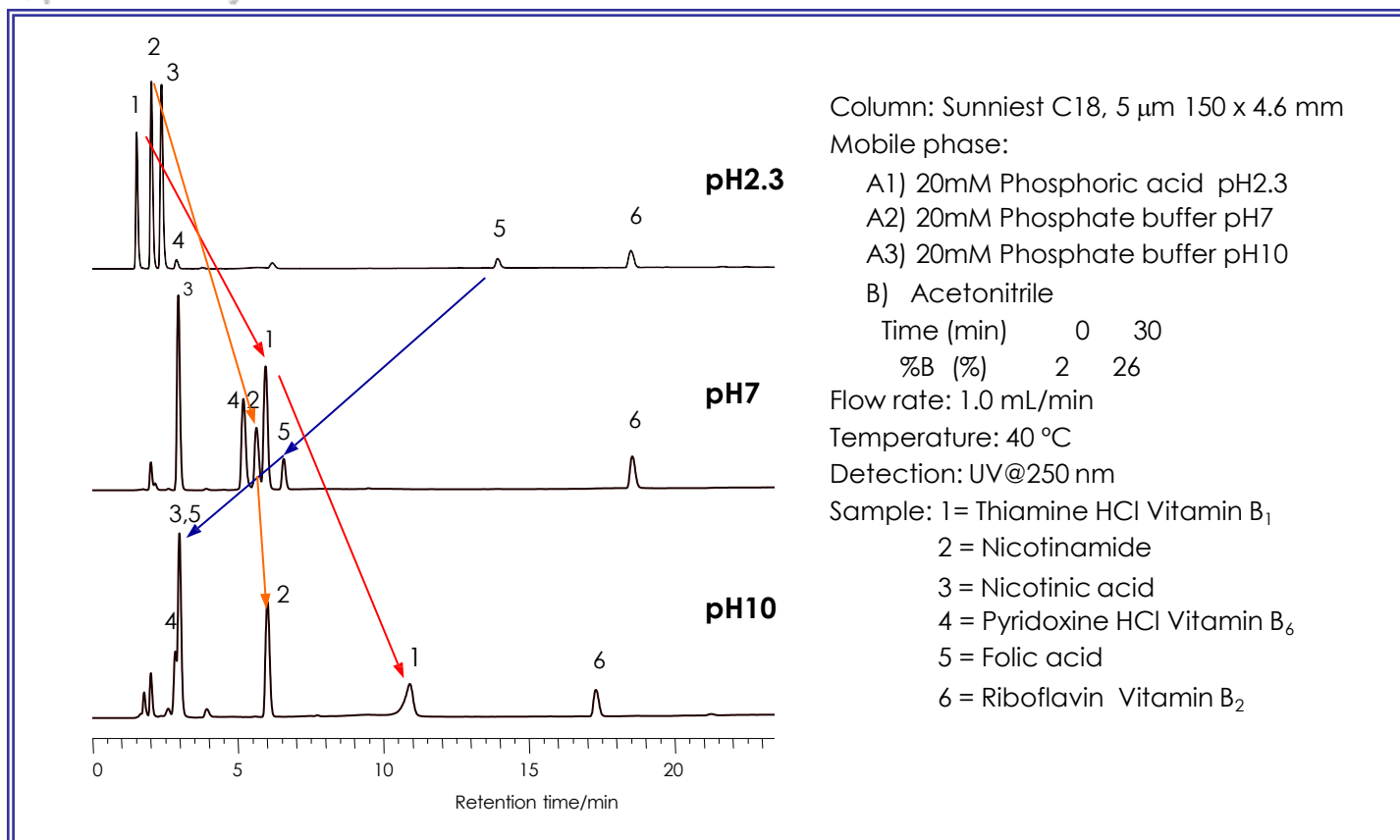
★ Sunniest C18 offers performance at elevated pH and temperature. Regarding stability under basic pH condition, there are very few C18 column like Sunniest C18 & Hybrid type C18 which can sustain and offer performance under such challenging conditions of high temperature and pH. It is considered that our double end-capping & base deactivation technique leads higher stability.

★ Sunniest C18 has operational pH Range from 1.5 to 10. Sunniest C8, Phenyl has operational pH Range 1.5 to 9 and Sunniest RP-Aqua and Pentafluorophenyl (PFP) at pH 2-8..

◆ Relationship between pH and retention of Acidic, Basic and Neutral compounds



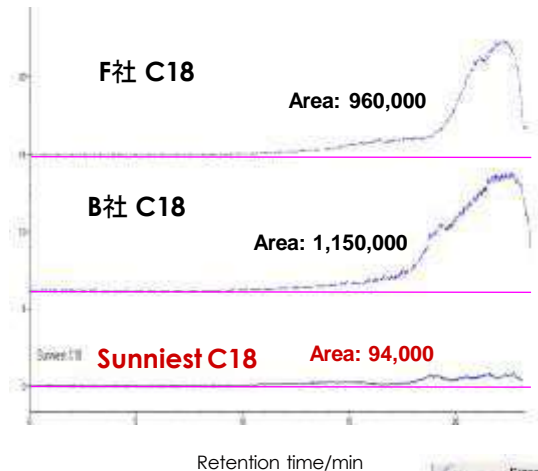
◆ pH selectivity



It is interesting to note that the change in pH of mobile phase can offer different selectivity of ionic compounds. Sunniest C18 can be used at the pH range from 1.5 to 10, so that a suitable analytical method can be developed using Sunniest C18 Column..

◆ **Comparison data: Bleeding from column**

《 Comparison using Corona CAD 》



Column size: 150 x 2.0 mm

Mobile phase:

A) 0.1% acetic acid

B) CH₃CN

Gradient: Time: 0min 3min 14.4min 18min 19min

%B: 5% 5% 100% 100% 5%

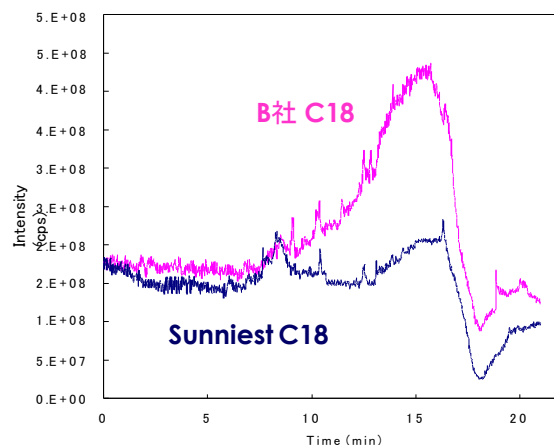
Flow rate: 0.2 mL/min

Temperature: 40 °C

Detection: Corona CAD



《 Comparison using MS 》



Column size: 150 x 2.0 mm

Mobile phase:

A) 0.1% acetic acid

B) CH₃CN

Gradient: Time: 0min 3min 14.4min 18min 19min

%B: 5% 5% 100% 100% 5%

Flow rate: 0.2 mL/min

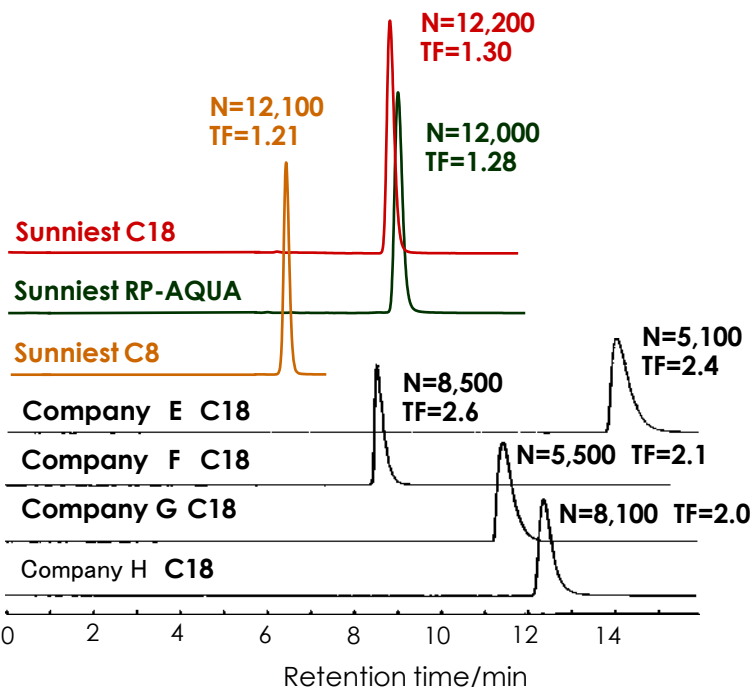
Temperature: 40 °C

MS: ABI API-4000

Ionization: Turboionspray (cation)

Measurement mode: Q1 Scan m/z 100-1000

◆ **Separation of antidepressants using Acetonitrile and Ammonium acetate for LC/MS**



Column size: 150 x 4.6 mm

Particle size: 5µm

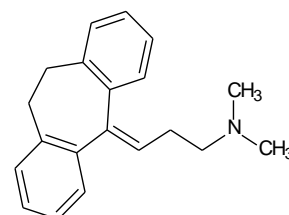
Mobile phase: CH₃CN/10mM

Ammonium acetate pH6.8=40/60

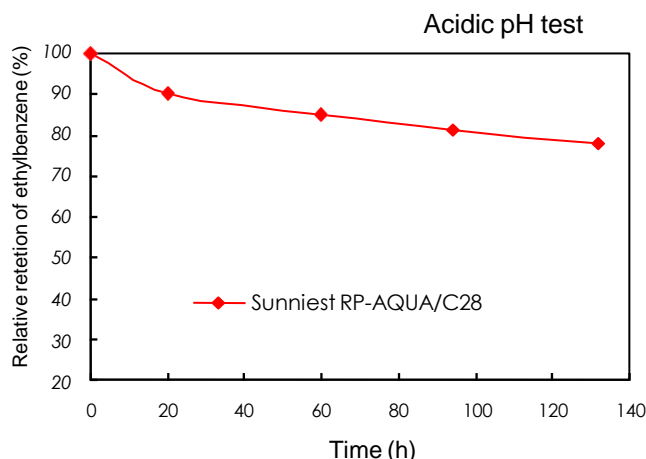
Flow rate: 1.0 mL/min

Temperature: 40 °C

Sample: Amitriptyline



◆ **Stability of Sunniest RP-AQUA/ C28 under 100% aqueous conditions**

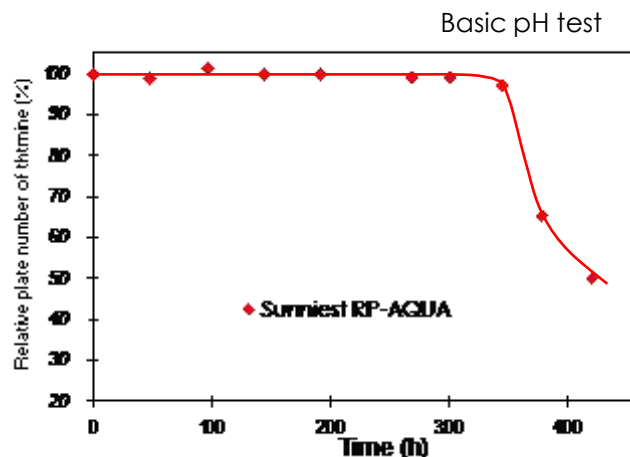


Durable test conditions

Column: Sunniest RP-AQUA, 5 μ m 150 x 4.6 mm
Mobile phase: 0.5% TFA
Flow rate: 1.0 mL/min
Temperature: 60 °C

Measurement conditions

Column: Sunniest RP-AQUA, 5 μ m 150 x 4.6 mm
Mobile phase:
CH₃OH/H₂O=75/25
Flow rate: 1.0 mL/min
Temperature: 40 °C
Sample: 1 = Uracil
2 = Amylbenzene



Durable test conditions

Column: Sunniest RP-AQUA, 5 μ m 150 x 4.6 mm
Mobile phase: 20mM Phosphate buffer pH8.0
Flow rate: 1.0 mL/min
Temperature: 40 °C

Measurement conditions

Column: Sunniest RP-AQUA, 5 μ m 150 x 4.6 mm
Mobile phase: 10mM Phosphate buffer pH7.0
Flow rate: 1.0 mL/min
Temperature: 40 °C
Sample: 1 = Thymine

It is important that stability is evaluated for RP Aqua columns under 100% aqueous conditions because RP-Aqua column life becomes longer with incremental contents of organic solvent in a mobile phase. Sunniest RP-AQUA/C28 column can be used under 100% aqueous conditions from pH 2 to pH 8.

★ Sunniest RP-AQUA/ C28 column can be used under 100% aqueous conditions from pH 2 to pH 8. Sunniest RP-AQUA/C28 is one of the most stable aqua type column.

★ Sunniest RP-AQUA/C28 column with HMODTS bonding along with end capping offers longer column life in comparison to other RP Aqua columns



◆ Reproducibility of retention under 100% aqueous conditions

★ C18 and C8 Reversed phases exhibit decreased and poorly reproducible retention under more than 98% aqueous conditions as shown in Fig. 1. This problem traditionally has been explained as being the result of ligand collapse or a matting effect. Nagae¹⁻³ ascertained, however, that the mobile phase was being expelled from the pores of the packing material under 100% aqueous mobile phase conditions, as Fig. 2 shows.

★ When the surface of packing materials isn't wet by water, water used as a mobile phase expels from the pore of the packing material by capillarity. This is a reason why reproducibility in retention is low under 100% aqueous conditions. Reversely pressure around the packing material makes water permeate into the pore of the packing material to overcome a force worked by capillarity.

In other words, the surface of a reversed phase like C18 isn't wet by water anytime even if water permeates into the pore of the packing material or not. So it is wrong that we say "dewetting" when water expel from the pore. Saying "Depermeating" is more appropriate.

★ Sunniest RP-AQUA /C28 is a reversed stationary phase, so that it is not wet with water. However the contact angle of water on the surface of Sunniest RP-AQUA /C28 is less than that of a conventional C18. Expelling force (pressure) acted by capillarity on Sunniest RP-AQUA /C28 is less than atmospheric pressure. So, Sunniest RP-AQUA /C28 shows reproducible retention under 100% aqueous conditions.

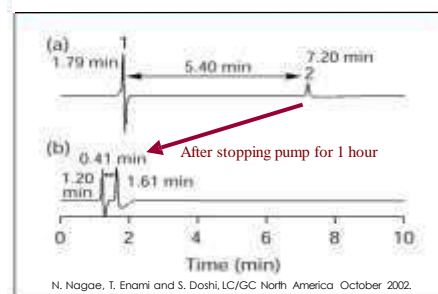


Fig. 1 Retention behavior of a C18 column under 100% aqueous mobile phase conditions

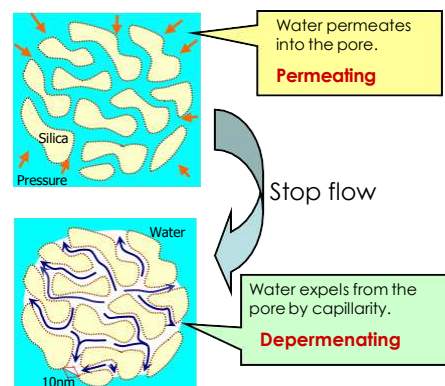
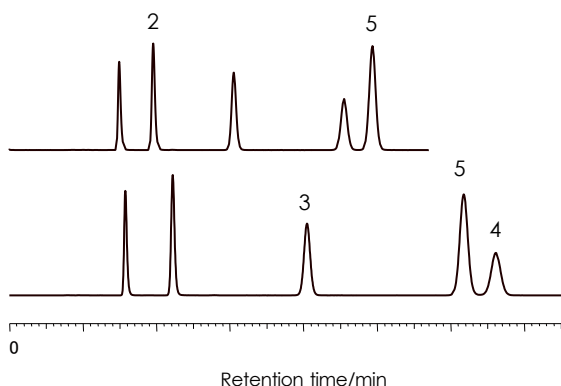


Fig. 2 Schematic diagram of C18 particle

1) N. Nagae, T. Enami and S. Doshi, LC/GC North America October 2002.
3) T. Enami and N. Nagae, BUNSEKI KAGAKU, 53 (2004) 1309.

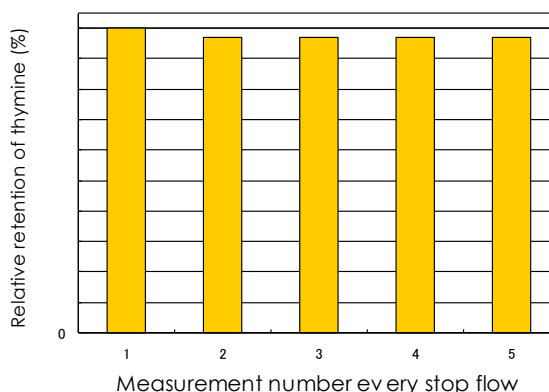
2) T. Enami and N. Nagae, American Laboratory October 2004.

◆ Separation of nucleic acid bases



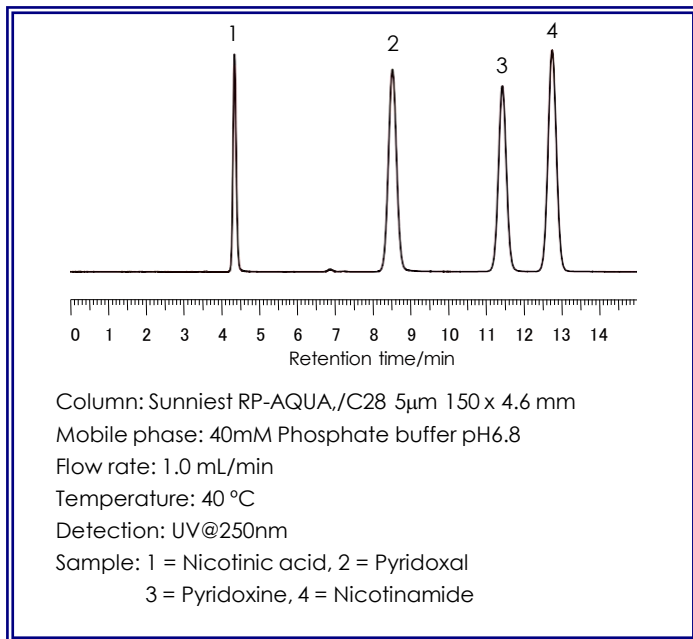
Column: Sunniest RP-AQUA/C28 5μm 150 x 4.6 mm
Mobile phase: 10mM Phosphate buffer pH7.0
Flow rate: 1.0 mL/min
Temperature: 40 °C and 25°C
Sample: 1 = Cytosine 2 = Uracil
3 = Thymidine 4 = Uridine
5 = Thymine

Change of retention of thymine at 40 °C (measurement every stop flow for 1 hour)

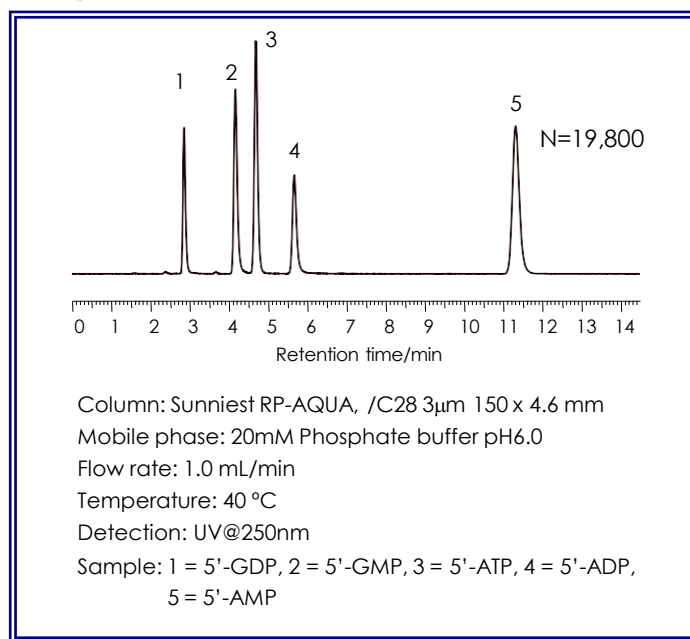


Sunniest RP-AQUA/C28 showed more than 97% of reproducibility in retention using 100% aqueous buffer as a mobile phase.

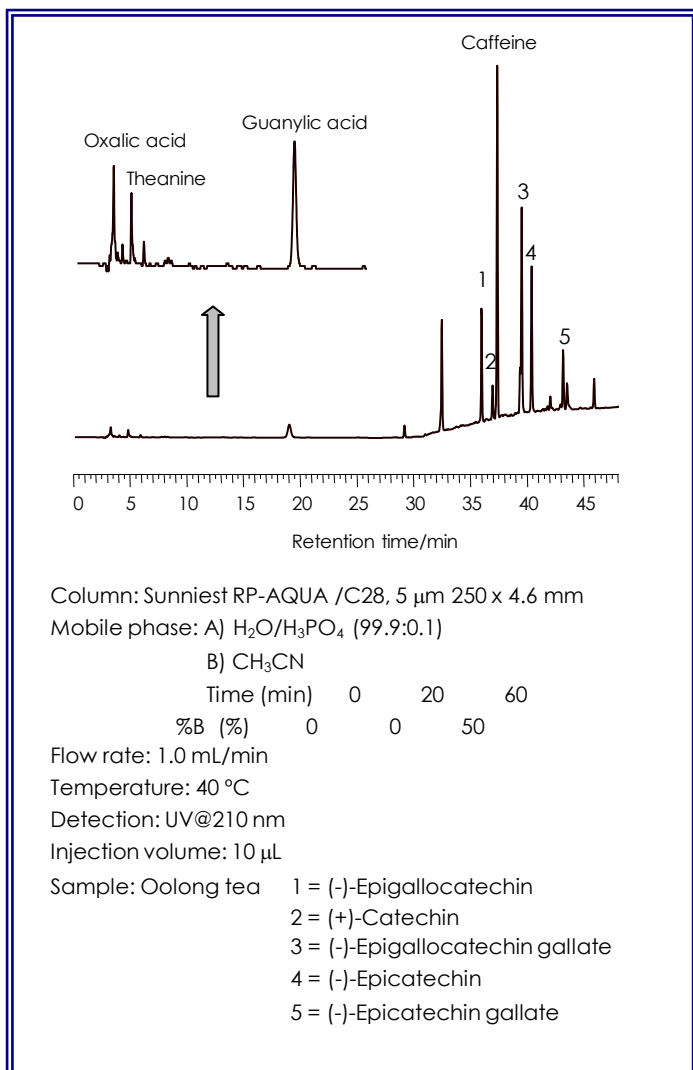
◆ **Separation of water-soluble vitamins**



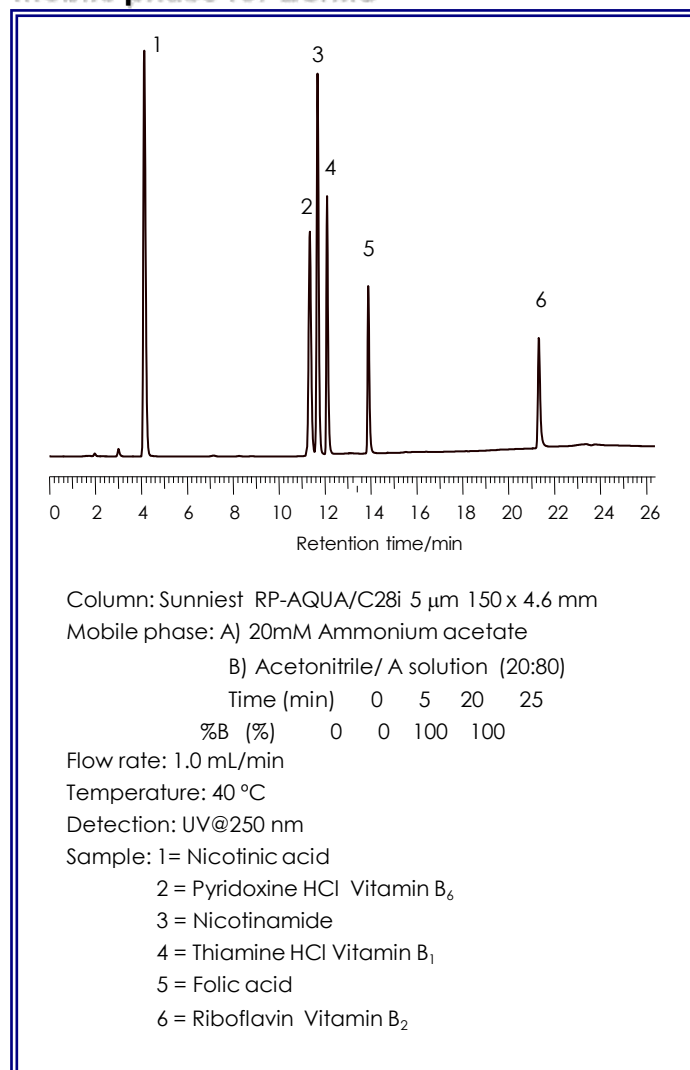
◆ **Separation of nucleotides**



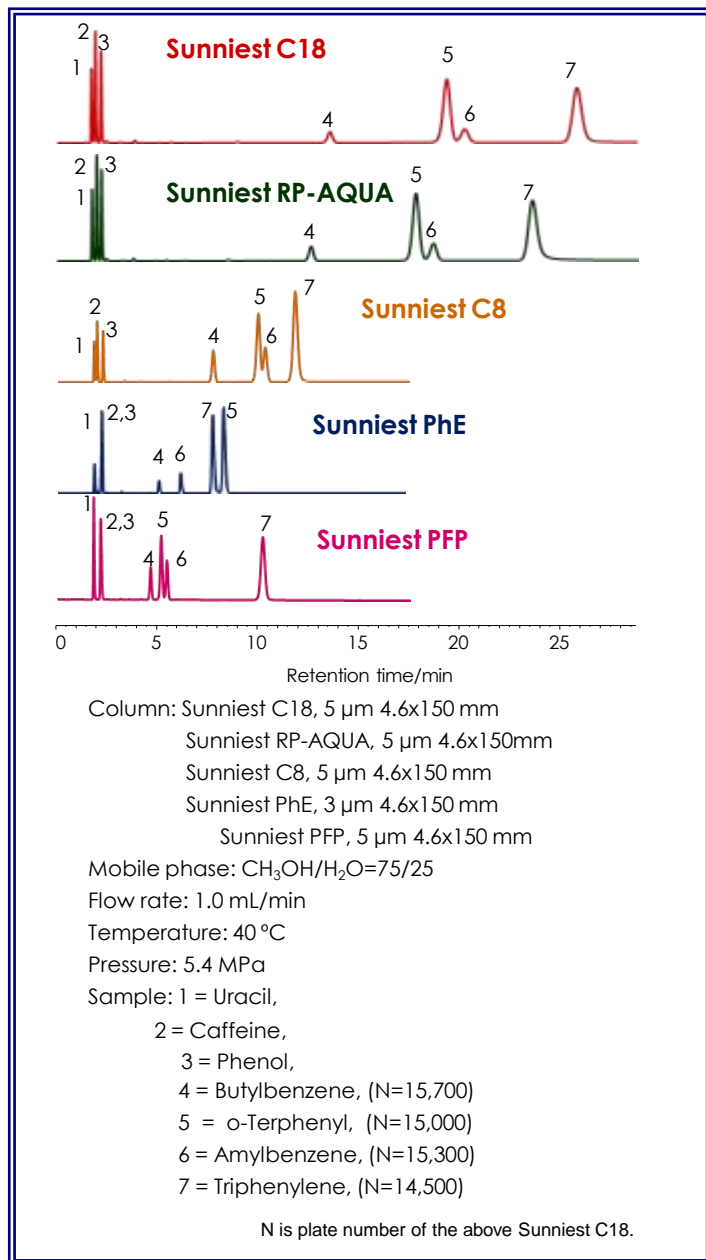
◆ **separation of Oolong tea**



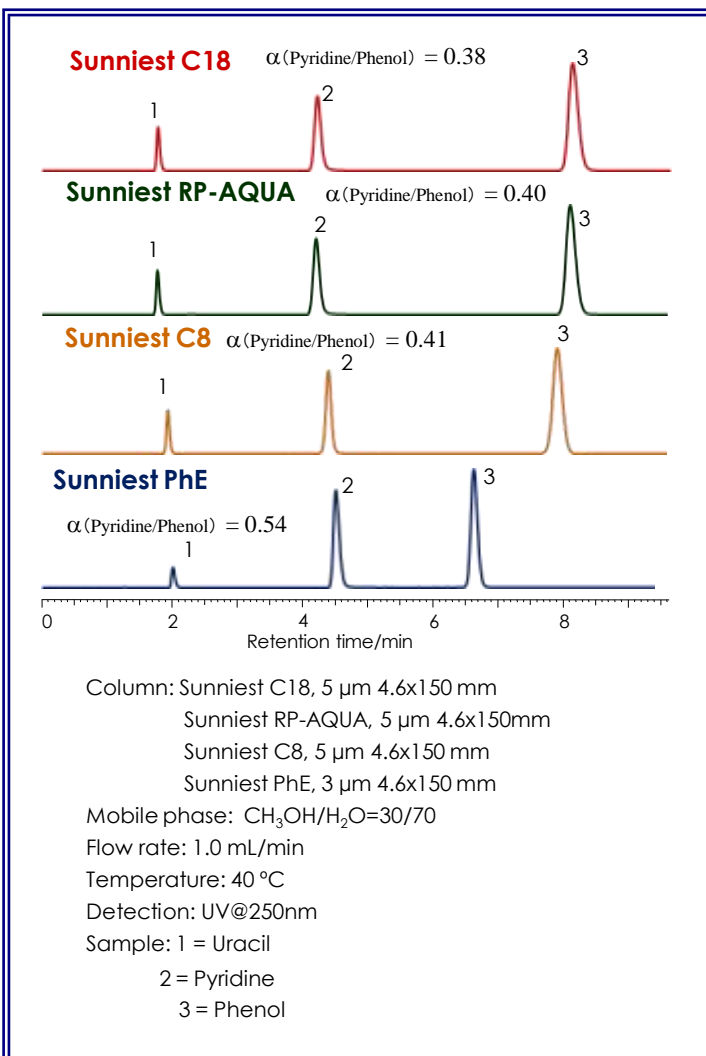
◆ **Separation of water-soluble vitamins using mobile phase for LC/MS**



◆ Separation of standard samples



◆ Separation of pyridine and phenol



Separation factor of pyridine and phenol is said to show the amount of residual silanol groups. The lower a value of separation factor, the less an effect of residual silanol groups.

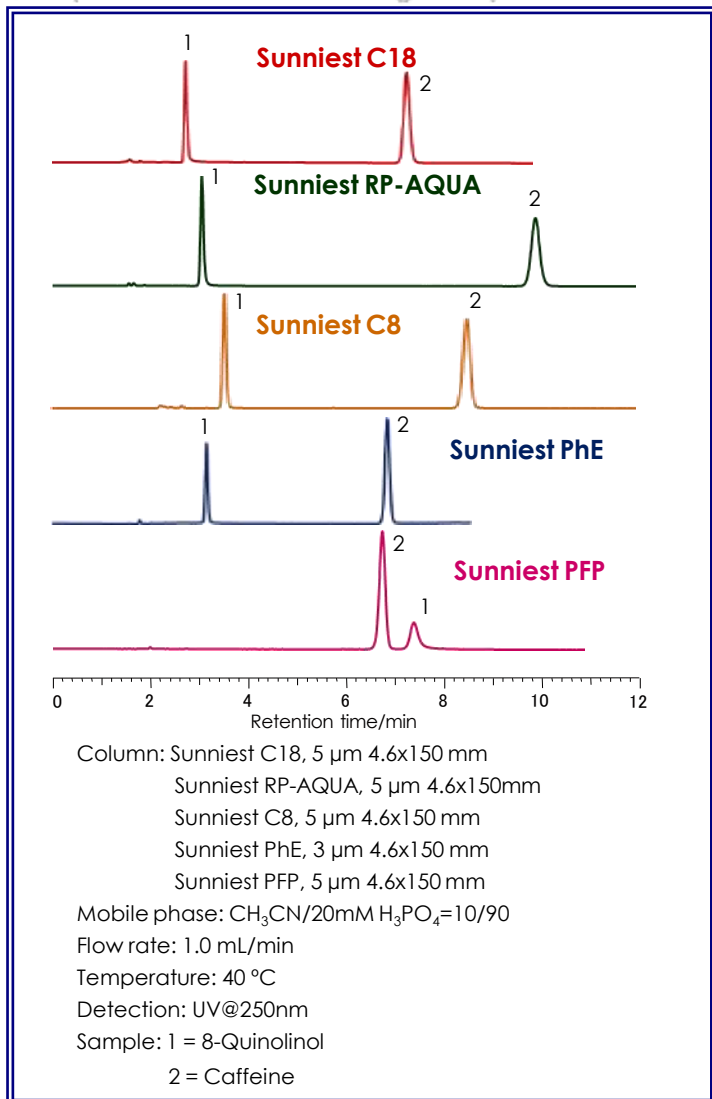
All Sunniest columns show one of the lowest value.

	C18	RP-AQUA	C8	PhE	PFP
Hydrophobicity					
α (Amylbenzene/Butylbenzene)	1.56	1.56	1.43	1.34	1.29
Hydrogen bonding capacity					
α (Caffeine/Phenol)	0.43	0.49	0.33	1.00	1.00
Steric selectivity					
α (Triphenylene/o-Terphenyl)	1.37	1.36	1.23	0.92	2.51
Residual silanol activity					
α (Pyridine/Phenol)	0.38	0.40	0.41	0.54	-----

Sunniest C18 shows not only high efficiency but also low column pressure.

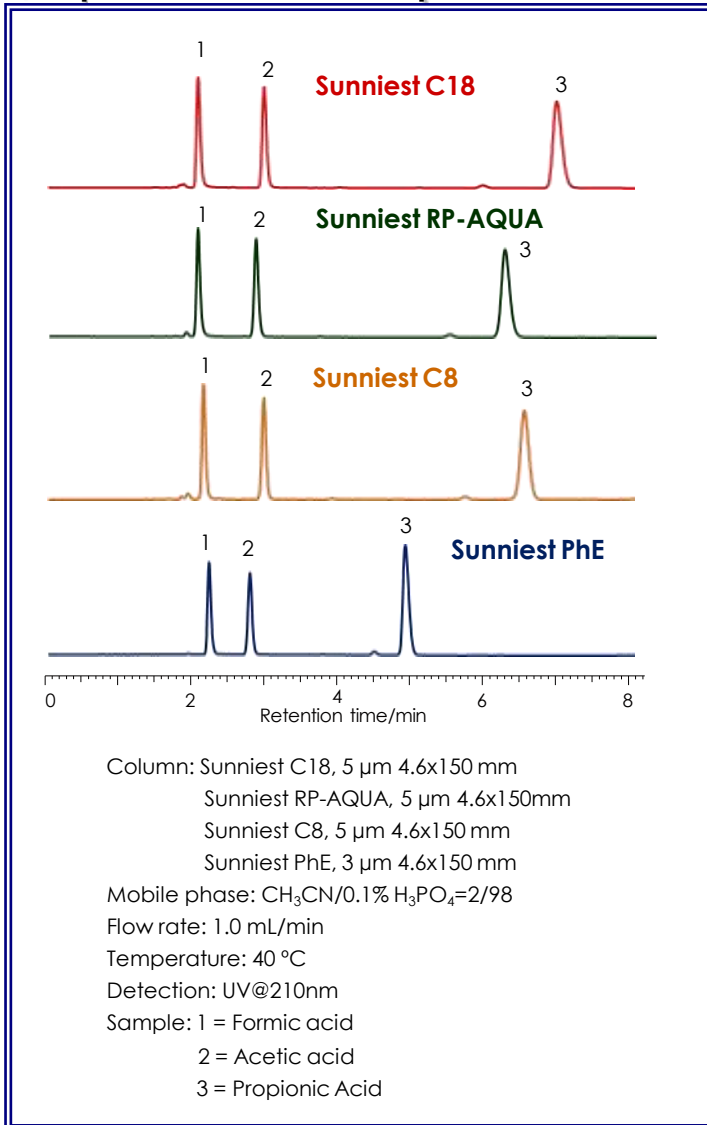


◆ **Separation of a chelating compound**

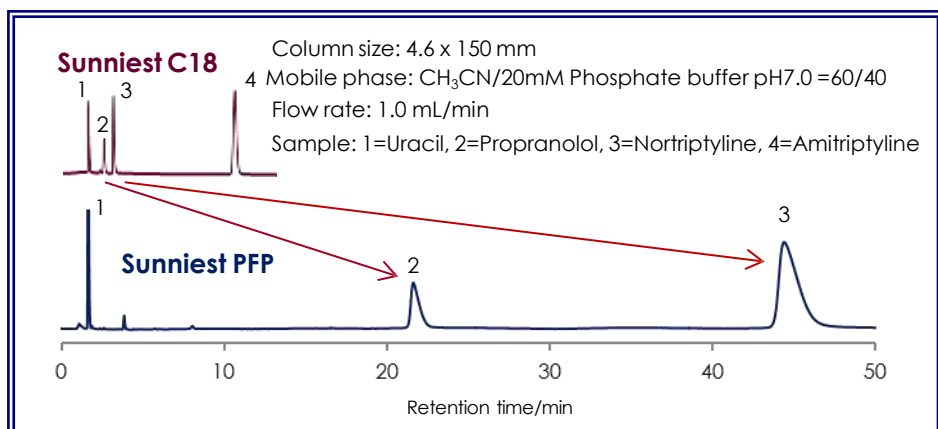


★ Sunniest C18, RP-AQUA, C8, PhE and PFP are inert for a metal chelating compound and acidic and basic compounds, so that they show symmetrical peaks of each compound.

◆ **Separation of acidic compounds**



◆ **Retention comparison between C18 and PFP**



★ PFP retains a cation such a nortriptyline much longer than a C18.



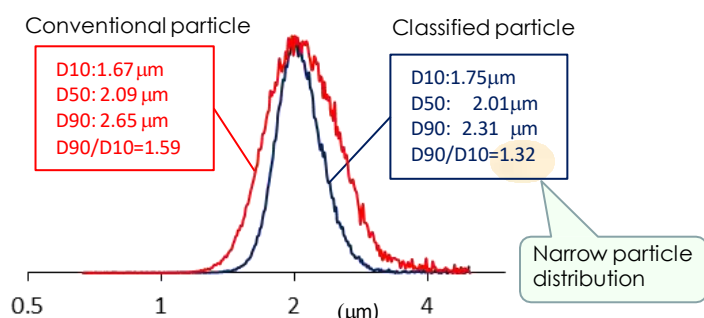
Sunniest C18-HT, 2 μ m

Features

- Low back pressure and high efficiency by precisely classified particle
- High pressure packing (10,000 psi) using hard silica gels with high pressure resistant
- leads long column life without any void.
- Unique bonding technique for Sunniest
- The most suitable inner surface of column by special grinding

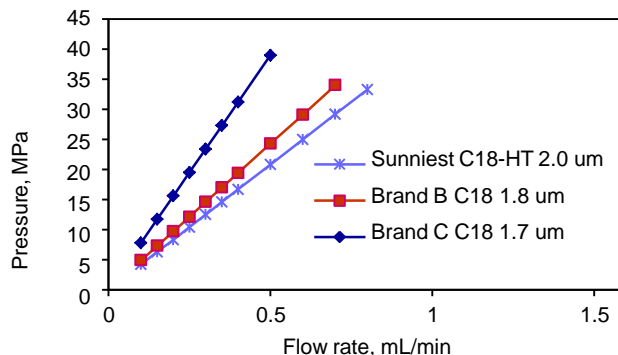
• Narrow Particle Distribution and Low Back Pressure

Measured by Coulter Counter method



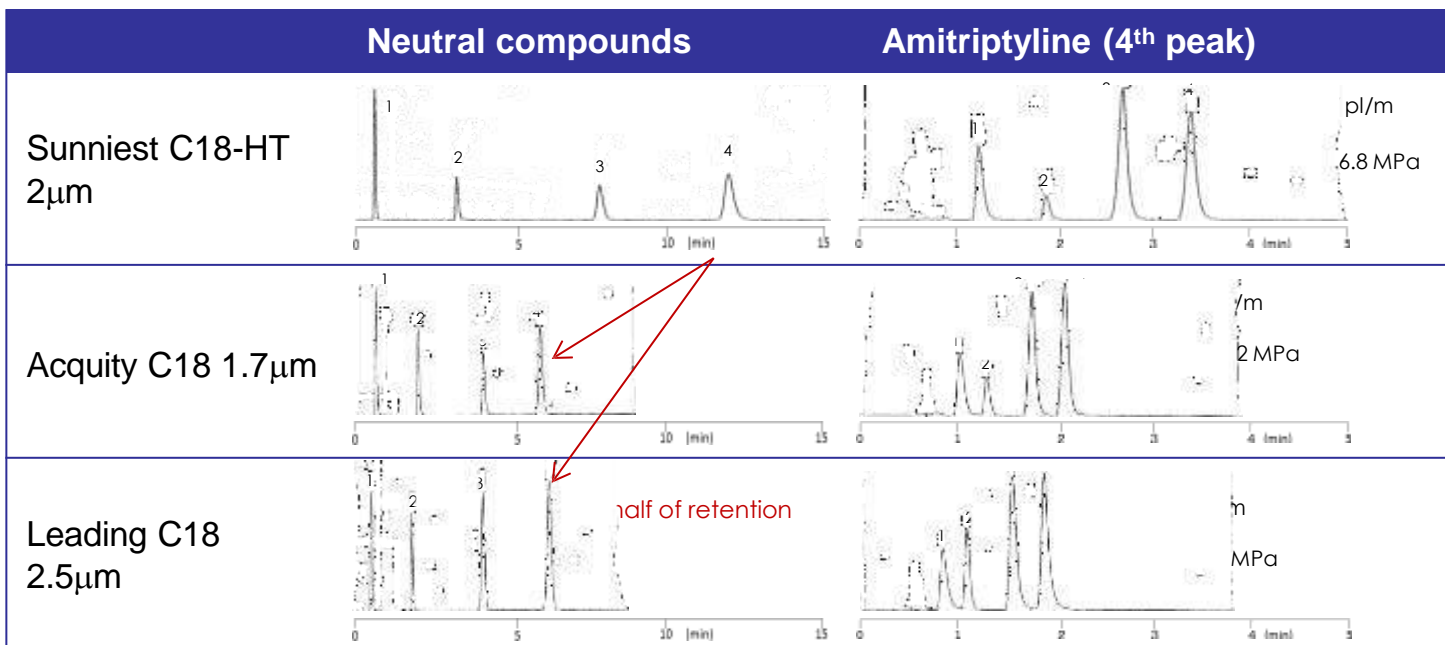
Conventional 2 μ m silica gel particle was classified again. 20% volume was cut off from both sides respectively. Consequently column back pressure reduced more than 15%. Our 2 μ m silica gel particle shows a half pressure to compare with the other sub-2 μ m silica gel particle.

Comparison of back pressure

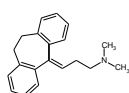


Column: Sunniest, Acquity and Zorbax
Column dimension: 50 x 2.1 mm
Mobile phase: Acetonitrile/water=(70/30)
Temperature: 25 $^{\circ}$ C

• An Unique Modification Leads Good Peak Shape

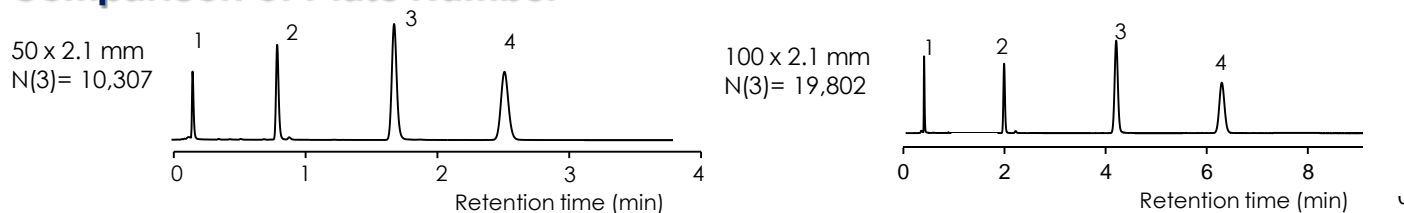


Column dimension: 50 x 2.1 mm
Mobile phase: Methanol/water=70/30 for neutral compounds
Methanol/25mM phosphate buffer (pH6.0)=80/20 for antidepressants
Flow rate: 0.2 mL/min
Temperature: room temperature
Sample: Neutral compounds, 1=Uracil, 2=Toluene, 3=Biphenyl, 4=Penanthrene
Antidepressants, 1=Nortriptyline, 2=Toluene, 3=Imipramine, 4=Amitriptyline



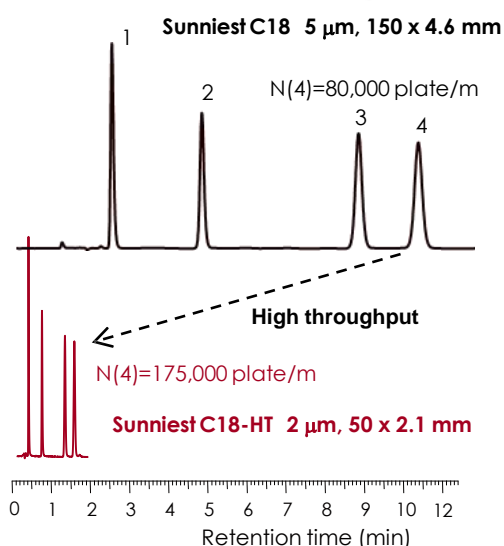
It is difficult to end-cap on sub 2 μ m or 2 μ m silica gel particle as well as 3 μ m or 5 μ m silica gel particle. Most sub 2 μ m or 2 μ m C18 columns show smaller plate number and larger tailing factor for a basic compound than Sunniest C18-HT. Sunniest C18-HT 2 μ m shows a good peak shape for amitriptyline under methanol/phosphate buffer mobile phase at room temperature. Furthermore Sunniest C18-HT 2 μ m shows 2 times longer retention time than the other brand columns.

• Comparison of Plate Number



Mobile phase: CH₃CN/H₂O = 60/40
Flow rate: 0.6 mL/min for 2.1 x 30 mm and 2.1 x 50 mm, 0.4 mL/min for 2.1 x 75 mm and 2.1 x 100 mm
Temperature: 40 °C Detection: UV@250 nm
Sample: 1=Uracil, 2=Toluene, 3=Acenaphthene, 4=Butylbenzene

• Separation of Analgesics

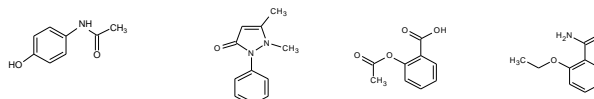


Mobile phase: CH₃CN/0.1% Formic acid = 20/80
Flow rate: 1.0 mL/min for 150 x 4.6 mm

0.6 mL/min for 50 x 2.1 mm

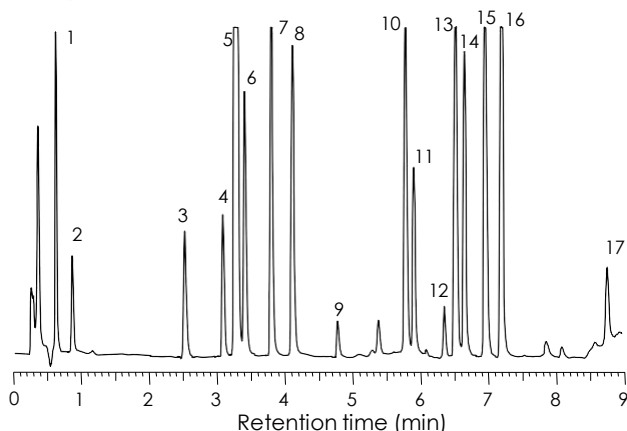
Temperature: 40 °C
Detection: UV@230 nm
Sample:

1=Acetaminophen, 2=Antipyrine, 3=Aspirin, 4=Ethenzamide



2 µm particle allows to reduce retention time because high efficiency is kept under high flow rate conditions. As shown the above chromatograms, analytical time reduced 1/8 without sacrifices of separation by using 2 µm, 50 x 2.1 mm column instead of 5 µm 150 x 4.6 mm column.

• Separation of Amino Acids derivatized with OPA



Column: Sunniest C18-HT 2 µm, 100 x 2.1 mm
Mobile phase: A) 10mM Na₂PO₄ + 10mM Na₂B₄O₇ + 0.5mM NaN₃
B) Acetonitrile/Methanol/Water (45/45/10 %V)

Time(min)	0	0.2	7.2	7.8
%B	5	5	50	100

Flow rate: 0.72 mL/min
Temperature: 40 °C
Detection: UV@338 nm
Sample: 1=Aspartic acid, 2=Glutamic acid, 3=Serine, 4=Histidine, 5=Glycine, 6=Threonine, 7=Arginine, 8=Alanine, 9=Tyrosine, 10=Valine, 11=Methionine, 12=Tryptophan, 13=Pheylalanine, 14=Isoleucine, 15=Leucine, 16=Lysine, 17=Proline

• Characteristics of Sunniest C18-HT, 2 µm

Packings	Silica gel support			C18			
	Particle size (µm)	Pore diameter (nm)	Specific surface area (m ² /g)	Carbon content (%)	Bonded phase	Maximum operating pressure	Available pH range
Sunniest C18-HT	2.0 (Coulter counter)	10	340	16	C18	70 MPa or 10,000 psi	1.5 - 10

It is very important for 2 µm particle to have a capacity to resist pressure because of high column back pressure. The larger a pore volume of silica gel, the weaker a capacity to resist pressure. The silica gel with 0.85 ml/g of pore volume is used for Sunniest C18-HT, 2 µm, so that it have a high capacity to resist pressure and a high operating pressure.

Guard Cartridge (10 x 4 mm)

Feature

- *Simple structure
- *Low dead volume
- *Available for not only 5 μ m column but also 3 μ m column

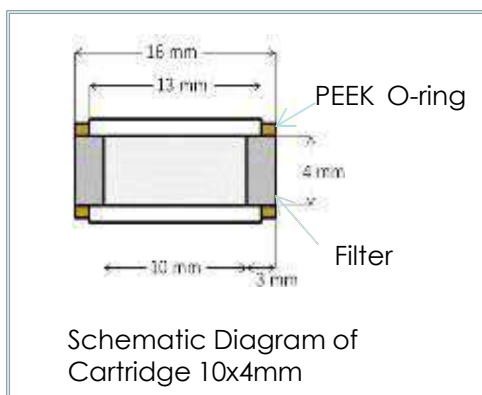


Photo of Cartridge and Holder

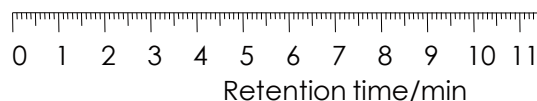
Comparison of chromatograms

Analytical column only

N(4) = 10,690
TF(4) = 1.05

Both Guard and Analytical columns

N(4) = 10,770
TF(4) = 1.07



Column: Sunniest C18, 5 μ m 150 x 4.6 mm
Guard cartridge 10 x 4 mm

Mobile phase:

CH₃OH/20mM Phosphate buffer pH7.5 = 80/20

Flow rate: 1.0 mL/min

Temperature: 40 °C

Pressure: 4.8 MPa, 5.6 MPa(+guard)

Sample: 1 = Uracil,

2 = Propranolol,

3 = Nortriptyline,

4 = Amitriptyline,

TF: USP tailing factor



	Particle size	Catalog No.
Sunniest C18, 5 μ m Guard cartridge column (1-pak + Holder) 4 x 10 mm	5 μ m	EB3A1H
Sunniest RP-AQUA, 5 μ m Guard cartridge column (1-pak + Holder) 4 x 10 mm	5 μ m	ER3A1H
Sunniest C8, 5 μ m Guard cartridge column (1-pak + Holder) 4 x 10 mm	5 μ m	EC3A1H
Sunniest C18, 5 μ m Guard cartridge (4-pak) 4 x 10 mm	5 μ m	EB3A1C
Sunniest RP-AQUA, 5 μ m Guard cartridge (4-pak) 4 x 10 mm	5 μ m	ER3A1C
Sunniest C8, 5 μ m Guard cartridge (4-pak) 4 x 10 mm	5 μ m	EC3A1C
Sunniest Guard cartridge holder 4 x 10 mm	---	HOLA1C

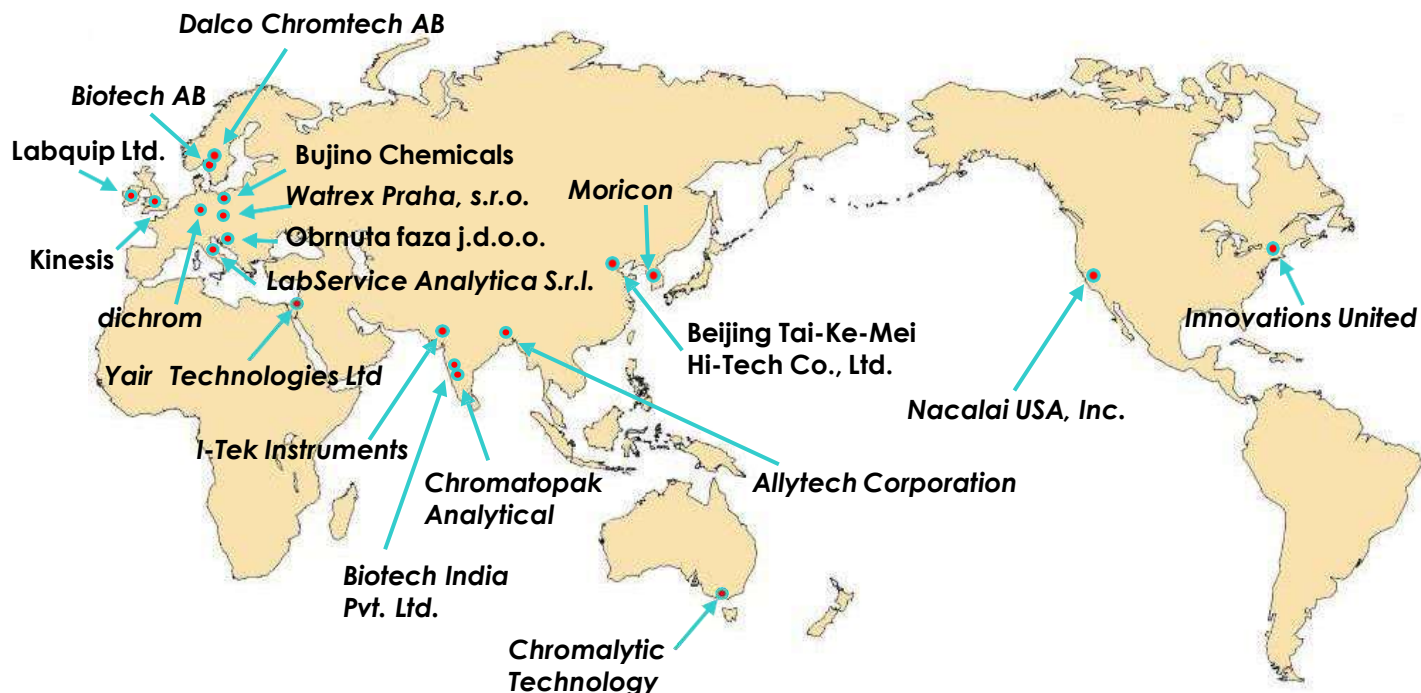
* Sunniest Ordering information

Inner diameter [mm]	Length [mm]	Sunniest C18, 3µm	Sunniest C18, 5µm	Sunniest RP-AQUA, 3µm	Sunniest RP-AQUA, 5µm	Sunniest C8, 3µm	Sunniest C8, 5µm
		Catalog No.	Catalog No.	Catalog No.	Catalog No.	Catalog No.	Catalog No.
2	50	EB2241	EB3241	ER2241	ER3241	EC2241	EC3241
	75	EB2251	—	ER2251	—	EC2251	—
	100	EB2261	EB3261	ER2261	ER3261	EC2261	EC3261
	150	EB2271	EB3271	ER2271	ER3271	EC2271	EC3271
	250	EB2281	EB3281	ER2281	ER3281	EC2281	EC3281
3	50	EB2341	EB3341	ER2341	ER3341	EC2341	EC3341
	100	EB2361	EB3361	ER2361	ER3361	EC2361	EC3361
	150	EB2371	EB3371	ER2371	ER3371	EC2371	EC3371
	250	EB2381	EB3381	ER2381	ER3381	EC2381	EC3381
4.6	10	EB2411	EB3411	ER2411	ER3411	EC2411	EC3411
	50	EB2441	EB3441	ER2441	ER3441	EC2441	EC3441
	75	EB2451	—	ER2451	—	EC2451	—
	100	EB2461	EB3461	ER2461	ER3461	EC2461	EC3461
	150	EB2471	EB3471	ER2471	ER3471	EC2471	EC3471
	250	EB2481	EB3481	ER2481	ER3481	EC2481	EC3481
10	250	—	EB3781	—	ER3781	—	EC3781
20	50	—	EB3841	—	ER3841	—	EC3841
	150	—	EB3871	—	ER3871	—	EC3871
	250	—	EB3881	—	ER3881	—	EC3881

Inner diameter [mm]	Length [mm]	Sunniest PhE, 3µm	Sunniest PhE, 5µm	Sunniest PFP, 5µm
		Catalog No.	Catalog No.	Catalog No.
2.0	50	EP2241	EP3241	—
	75	EP2251	—	—
	100	EP2261	EP3261	—
	150	EP2271	EP3271	—
	250	EP2281	EP3281	—
3.0	50	EP2341	EP3341	—
	100	EP2361	EP3361	—
	150	EP2371	EP3371	—
	250	EP2381	EP3381	—
4.6	10	—	EP3411	—
	50	EP2441	EP3441	EF3441
	75	EP2451	—	—
	100	EP2461	EP3461	EF3461
	150	EP2471	EP3471	EF3471
	250	EP2481	EP3481	EF3481
10.0	250	—	EP3781	—
20.0	50	—	EP3841	—
	150	—	EP3871	—
	250	—	EP3881	—

Inner diameter [mm]	Length [mm]	Sunniest C18-HT, 2µm
		Catalog No.
2.1	20	EB1921
	30	EB1931
	50	EB1941
	75	EB1951
	100	EB1961
3.0	20	EB1321
	30	EB1331
	50	EB1341
	75	EB1351
	100	EB1361

***Our distributors in the world**



CHROMalytic +61(0)3 9762 2034
ECHnology Pty Ltd
Website NEW : www.chromalytic.net.au E-mail : info@chromtech.net.au Tel: 03 9762 2034 ... in AUSTRALIA

Australian Distributors
Importers & Manufacturers
www.chromtech.net.au